

วิธีการ Install Adobe Creative Cloud สำหรับ Admin

1.เช็ค Email

Subject : ACTION REQUIRED: Invitation to Join Adobe's Value Incentive Plan

From : message@adobe.com

☐ Adobe Systems Incorporated

▶ ACTION REQUIRED: Invitation to Join Adobe's Value Incentive Plan

2.คลิก Join now



Accept your invitation to Join Adobe's Value Incentive Plan.

Hi BB TW,

Thaiware Communication Co.,Ltd. has invited you to join **Adobe's Value Incentive Plan (VIP)**. VIP is a buying program that enables you to license Creative Cloud.

You will need to join the VIP program to place your Creative Cloud order. Click below to start the process and accept the Terms and Conditions.

Join now

1. ^๕คลิก Join now

If you need help or have any questions, please contact Thaiware Communication Co.,Ltd..

Thank you for your business. ***หมายเหตุ***

ใช้ **chrome** ในการเปิด link หากไม่ได้ set ไว้ ให้ copy url ไปเปิดใน **chrome**

[Manage your Account](#)

[Customer Support](#)

[Terms of Use](#)

Adobe and the Adobe logo are either registered trademarks or trademarks of Adobe Systems Incorporated in the United States and/or other countries.

© 2015 Adobe Systems Incorporated. All rights reserved.

3.

← → ↻ 🏠 https://adobeid-na1.services.adobe.com/renga-idprovider/pages/create_account?callback=https%3A%2F%2Fims-na1.adobelogin.com%2Fims%2Ffac

2. กรอก Email ที่ใช้ Register ตอนส่งชื่อ

- ถ้าลูกค้า ไม่มี **Adobe Account** ให้กรอกข้อมูล และ คลิกที่ **Sign Up** (1)
- ถ้าลูกค้า มี **Adobe Account** ให้ คลิกที่ **Sign In** (2)



Sign up

United States

⌵

☒ Stay informed about Adobe products and services. [Learn more.](#)

SIGN UP (1)

Already have an Adobe ID? [Sign In](#) (2)



One Adobe account. Infinite possibilities.



4.

1HJSPH29P3W?locale=en-us&trackingid=KAYAB

Join the Adobe Value Incentive Plan

1. Signed in as

ABC@hotmail.com [Sign in with a different Adobe ID](#)

2. **Membership Details**

Anniversary date serves as the date when all license subscriptions must be renewed.

Market Segment: Commercial

Enrollment Date: September 29, 2015

Anniversary Date: October 29, 2016

Continue

3.คลิก **Continue**

3. Organization Details

4. Confirmation

5.

← → ↺ 🏠 <https://adminconsole.adobe.com/invitation/EKFAACJ82EM8THJ3HJSPH29P3W?locale=en-us&trackingid=KAYAB>

4. - ใช้ความถูกต้อง ข้อมูลบริษัท (1) , (2) , (3)

- ดึง / (4) ในช่อง

- คลิก **Accept Terms & Conditions** (5)

หมายเหตุ

หลังจากคลิก **Accept Terms & Conditions** แล้ว

ทาง **Thaiware** จึงจะสามารถทำการ **add product** ในระบบให้ได้ค่ะ

Join the Adobe Value Incentive Plan

(1) 1. Signed in as

ABC@hotmail.com [Sign in with a different Adobe ID](#)

(2) 2. Anniversary Date: October 29, 2016 [Show more](#)

(3) 3. Organization Details

Please ensure this is the correct information for your organization.
If the information is incorrect, contact your reseller.

Your details

Test Co.,Ltd
Test1
Test2, Bangkok 10000
Thailand

Reseller details

Thaiware Communication Co.,Ltd.
Silom Road
Bangrak,
Thailand

(4) ☒ I have read and agree to the [Adobe Value Incentive Plan Terms & Conditions](#)

(5) [Accept Terms & Conditions](#)

4. Confirmation

6.

-IJSPH29P3W?locale=en-us&trackingid=KAYAB



Join the Adobe Value Incentive Plan

1. Signed in as

ABC @hotmail.com [Sign in with a different Adobe ID](#)

2. Anniversary Date: October 29, 2016 [Show more](#)

3. Test Co.,Ltd is now part of Adobe's Value Incentive Plan [Show more](#)

4. Confirmation

Membership Term

Your VIP membership begins the day you accept your membership, and we set an anniversary so that all your subscriptions renew on the same date. The anniversary date is in your confirmation email. Subscriptions are active from when they're added, to the day before your anniversary date. To ensure uninterrupted service, place renewals before this date.

For more information about Adobe's Value Incentive Plan check out the [VIP Program Guide](#)

(1)

[Continue to Admin Console](#)

5.คลิก (1)

7. https://adobe.com/creativecloud/download/workflow/web1?client_id=CreativeCloudDownloadWorkflowWeb1&callback=https%3A%2F%2F...



Terms of Use

Adobe General Terms of Use

Last updated June 18, 2014. Replaces the October 16, 2012 version in its entirety.

These terms govern your use of our website or services such as the Creative Cloud (collectively, "Services") and software that we include as part of the Services, including any applications, Content Files (defined below), scripts, instruction sets, and any related documentation (collectively "Software"). By using the Services or Software, you agree to these terms. If you have entered into another agreement with us concerning specific

(1) ☒ I have read and agree to the [Terms of Use](#) and [Privacy Policy \(UPDATED\)](#).

(2) **CONTINUE**

One Adobe account. Infinite possibilities.

6. ^๕ตัก / (1)
^๕คลิก (2)






Welcome to Creative Cloud

Thank you,

It's great to see you here. Let's get started so you can get down to business.



Here's what's next

1

Add new licenses for your team and invite new members. Don't forget to assign a license to yourself if you'd like to use apps from Creative Cloud as well!

2

If you'd like, download Creative Cloud Packager to simplify the software installation process and quickly get your team members set up.

3

Easily manage your Creative Cloud licenses by clicking on the Get Started button below.

Get Started

(1)

7.คลิก (1)

9. หรือ เช็ค Email

Subject : Welcome to the Adobe Value Incentive Plan

From : message@adobe.com

 Adobe Systems Incorporated

▶ Welcome to the Adobe Value Incentive Plan

Welcome to the Adobe Value Incentive Plan



Adobe Systems Incorporated (message@adobe.com) [Add to contacts](#) 9/29/2015 ▶

To:



Welcome to the Adobe Value Incentive Plan

Hi

Thank you for joining the Adobe Value Incentive Plan (VIP).

Here are a few important details about your membership:

VIP number:

Organization name: Test Co.,Ltd

Anniversary date: 29-October-2016 (PT)

VIP benefits include:

- Instant access to the latest Adobe applications & product upgrades for your team
- The ability to quickly and easily Manage Your Account

Get started by logging into the [Admin Console](#) and be sure to reference your VIP number for any additional Creative Cloud purchases.

For additional help or questions, please refer to the [VIP Program Guide](#) or contact Thanop Somprasong.

Thanks and enjoy,
The Adobe Team

[Manage Your Account](#)

[Customer Support](#)

[Terms of Use](#)

Adobe, the Adobe logo, and Creative Cloud are either registered trademarks or trademarks of Adobe Systems Incorporated in the United States and/or other countries.

***Email นี้ลูกค้าต้องทำการ save ไว้ นะคะ เพราะจะเป็น Email ในการ Access Adobe Admin ค่ะ ***

10.หน้าตา Admin Console

← → ↻ 🏠

https://creative.adobe.com/team/admin/478111B5560A61397F000101@AdobeOrg

☆

☰ MENU 🔍 SEARCH 👤

Adobe

Test Co.,Ltd (Head Office) - หน้า Admin Console - Anniversary Date: October 29, 2016

Named-user Licenses

All Licenses 0

Active Users 0

Pending Users 0

Unassigned Licenses 0

Manage licenses

Use this Admin Console to add named user licenses by clicking the Add Licenses button below. You can continue to assign and remove users to these licenses at any time.

All licenses are subject to the [Terms & Conditions](#) of this contract.

+ Add Licenses

Admin Tools

Administrators 1

Deployment Tools

Help

← → ↻ 🏠

https://creative.adobe.com/team/admin/478111B5560A61397F000101@AdobeOrg

☆

☰ MENU 🔍 SEARCH 👤

Adobe

Test Co.,Ltd (Head Office) Anniversary Date: October 29, 2016

Named-user Licenses

All Licenses 0

Active Users 0

Pending Users 0

Unassigned Licenses 0

Name	Membership	Status
<div><div>👤</div><div>Name</div><div>Email</div></div>	Administrator (primary)	<div>✔️</div> Active
<div>+ Add more</div> <div>คุณสามารถทำการเพิ่ม Admin ได้ค่ะ</div>		

Admin Tools

Administrators 1

Deployment Tools

Help



11.

← → ↻ 🏠 <https://creative.adobe.com/team/admin/352260D5560A44AA7F000101@AdobeOrg> ☆

Test Co.,Ltd Anniversary Date: October 29, 2016

Named-user Licenses

+ Add Licenses Assign Users Export CSV Search

All Licenses	1	Name	Product	Status
Active Users	0	 Assign user		 Available
Pending Users	0			
Unassigned Licenses	1			

Admin Tools

Administrators 1

Deployment Tools

Help

Assign User

กรอกข้อมูล End user ผู้ที่จะใช้งาน

Email Address

First Name (optional)

Last Name (optional)

Add a personal message (optional)

Cancel Assign User




12.

← → ↻ 🏠 <https://creative.adobe.com/team/admin/352260D5560A44AA7F000101@AdobeOrg> ☆

Test Co.,Ltd Anniversary Date: October 29, 2016

Named-user Licenses

+ Add Licenses Assign Users Export CSV Search

All Licenses	1	Name	Product	Status
Active Users	0	 TW, BB @hotmail.com	 Creative Cloud - Complete Multi Language	 Invitation sent Click to resend
Pending Users	1			
Unassigned Licenses	0			

Admin Tools

Administrators 1

Deployment Tools

Help

จะมี Email จาก Adobe ไปถึง End user ทำตามขั้นตอนแรก คลิก Join now